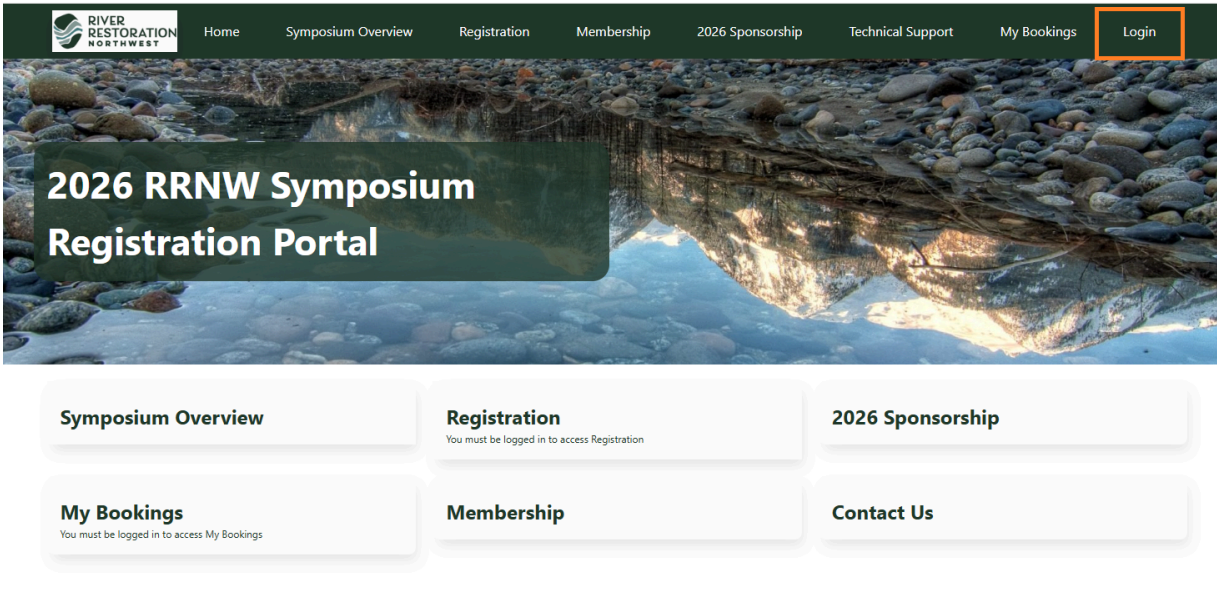


# RRNW Registration Portal Login Instructions

## 1. Navigate to Portal

Go to <https://rrnw.virtual-meeting.org>

In order to access registration, you will need to be logged in.



## 2. Creating an Account

You'll be prompted to fill in your personal details. Once entered you'll click **Create Account**. When creating a new account, you may get a notification that you need to verify your account. You should receive an email confirmation to complete verification. However, you can still login to the registration portal without completing this verification step.

If you are a participant such as a presenter, our staff may have entered you into the system already. You'll want to follow their instructions for logging in.

**Create your personal account**  
Online, Onsite, Ongoing.

E-Mail  
  
E-Mail is required.

Confirm Email  
  
E-Mail

First name  
  
First name is required.

Surname  
  
Surname is required.

Please note our password requirements  
A valid password has the following requirements:  
Minimum eight characters  
Minimum one digit  
Minimum of one upper case char  
Minimum of one lower case char  
Minimum of one non alphanumeric char  
Allowed non-alphanumeric characters # \$ % ^ \* ! " ' [ ] % &  
e.g. %mySecurePass12345

Password  
  
The password must contain a minimum of 8 characters and a maximum of 20 characters.

Confirm password  
  
The password must contain a minimum of 8 characters and a maximum of 20 characters.

I have read the data protection information and agree to the general terms and conditions

Create account

**New Account created and Confirmation Email sent**

Your new m-anage account has been created, and a confirmation email has been sent to your email address: it contains the account activation link. For GDPR compliance, you will need to click on this link to confirm and activate your account.

**▲ This link is valid for 24 hours**

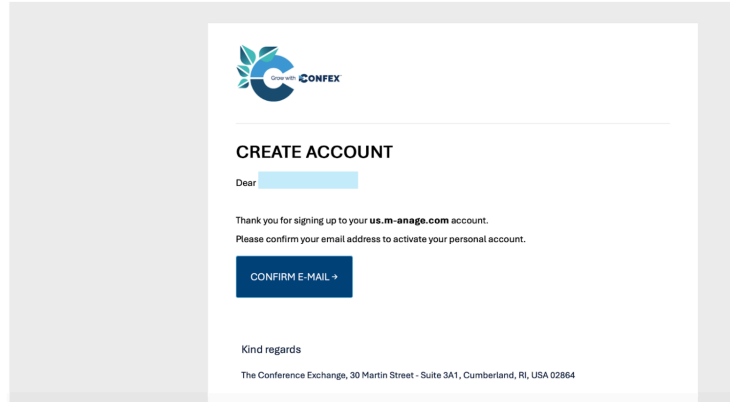
Please note, if you don't click on the email confirmation link within 24 hours, you still have 48 hours during which you can still access your account (e.g. buy tickets, etc.) However after 48 hours, your account will be blocked, and you will need to request a new Email Confirmation link to be sent to you.

To do this, please log into your account again, click on Profile and click on SEND VERIFICATION EMAIL.

A new Email link will be sent to you – please check the SPAM folder and do click on it within 24 hours.

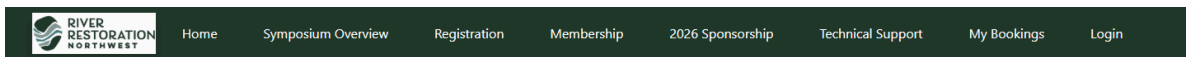
Should the link have expired again, you will need to request a new one – simply repeat the above steps.

From: [co-reply@mail.m-anage.com](mailto:co-reply@mail.m-anage.com)  
Date: October 21, 2025 at 11:10:10 AM PDT  
To: [REDACTED]  
Subject: us Account: Confirm your account



## Logging In & Resetting Password

Enter the email address and password you previously set. If you haven't set a password, click the **Forgot password?** button. This will send you an email with a temporary password. Please check your spam folder as some organization firewall's dislike this email. If you don't see this email, please reach out to [registrar@rnw.org](mailto:registrar@rnw.org) for assistance.




### Sign In

Online. Onsite. Ongoing.

E-Mail

Password

[Forgot password?](#)

Use your account to sign in  
[Create a new account?](#)

## Tips & FAQs

1. Please try logging in as soon as possible so that you will be able to do so successfully and quickly when additional tickets are made available.
2. If your name has a special character ( , - ' . ) we suggest that you do NOT include the special character when creating a new account.
3. When creating a new account, you may get a notification that you need to verify your account. You should still be able to login to the registration portal without completing this verification step.
4. If you request a password reset, we recommend typing the new password vs copying and pasting it.